

## LIFE CERTIFICATE SUBMISSION PROCEDURE

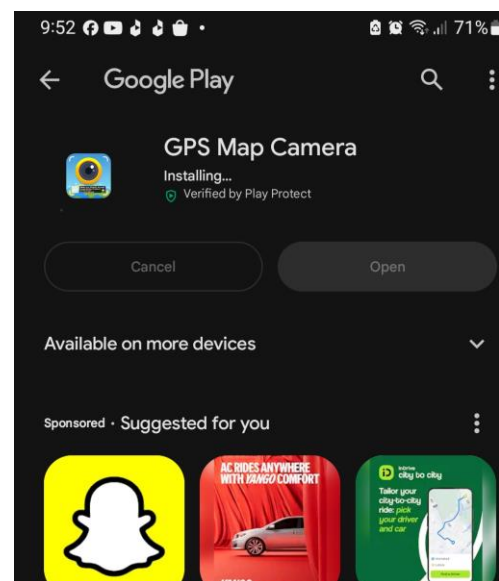
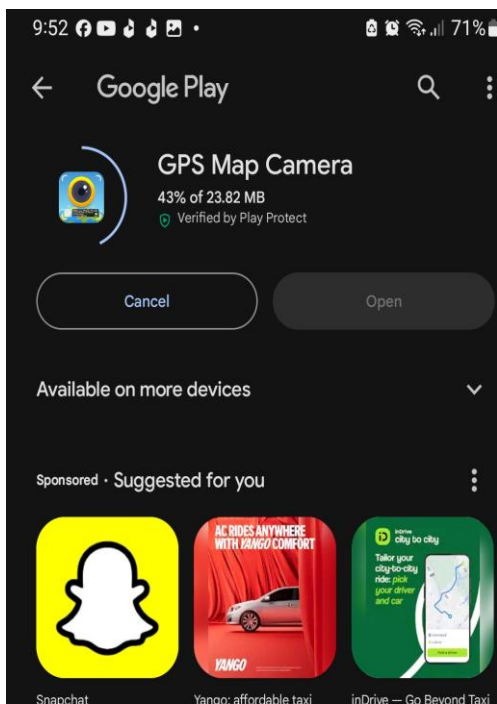
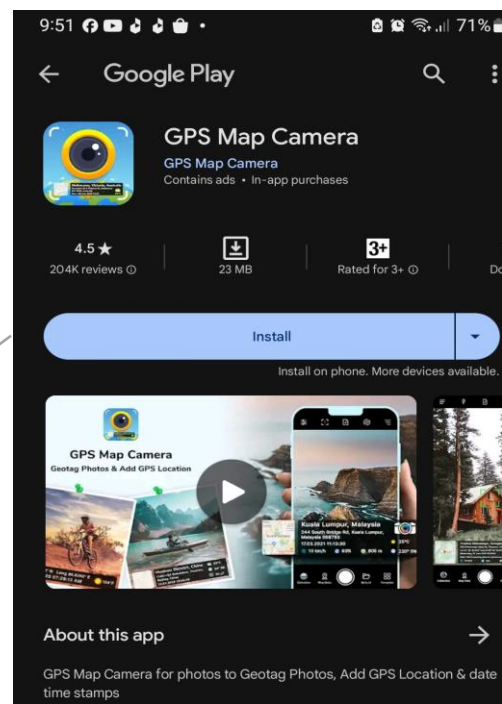
In order to submit pensioners' life certificate, it is required to download and install (1 time process) the following app.

### GPS Map Camera

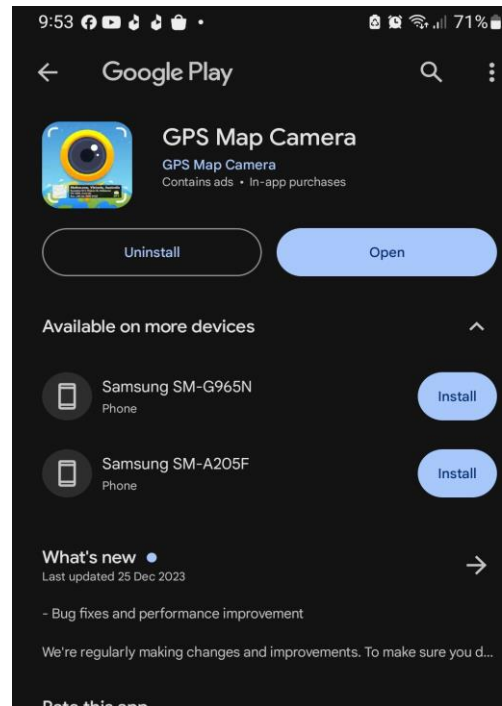
1. Open PTET website ([www.ptet.com.pk](http://www.ptet.com.pk))
2. On home page go to download section
3. Download the **"digital life certificate app"**

Follow the following steps to install this app:

**Double Click the downloaded app and follow as per following screen shots**

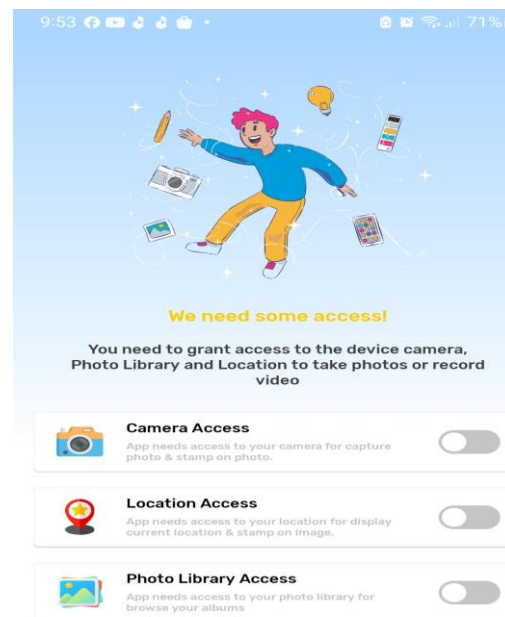


After installation of GPS Map Camera app following window appears. Now click on open to start the app.



On start of app you have to allow:

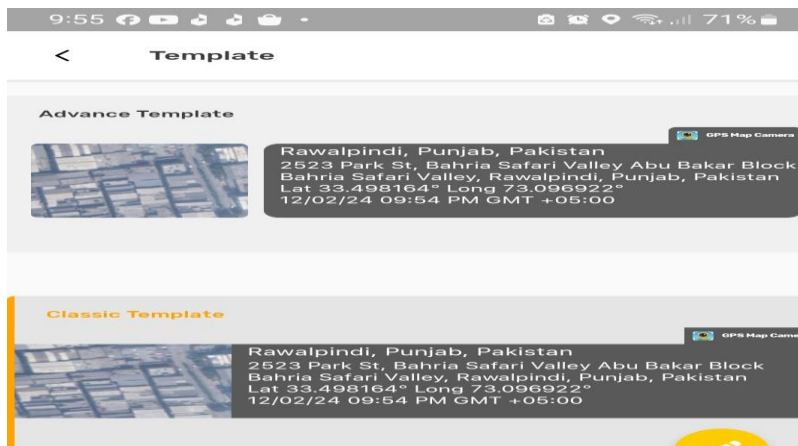
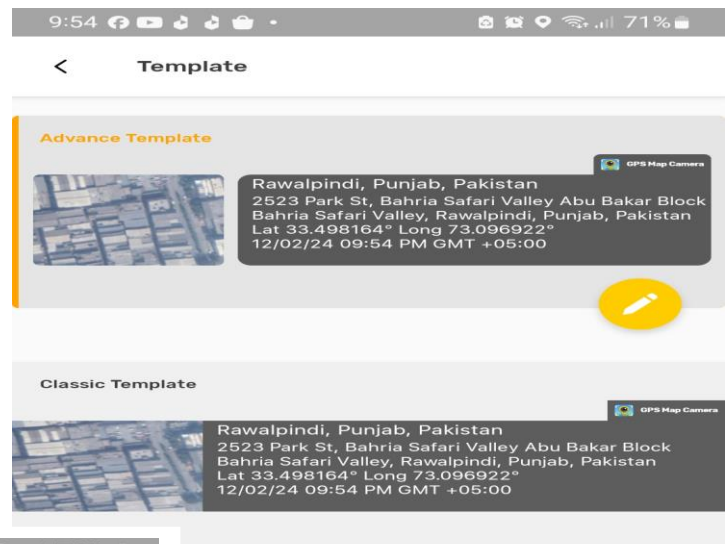
1. Camera Access
2. Location Access
3. Photo Library Access.



Click on red circled  
(Templates)  in  
bottom right corner of  
image. Template window  
appears.



You have to select  
Classic Template



In Classic Template click on Edit  
button (Yellow circled link).

Check (tik) the following options:

Map Type  
Address  
Lat/Long  
Date & Time  
Time Zone

After above options check the  
Note / Hashtag option

Replace the text "Captured by GPS Map  
Camera" with Pensioners complete  
name along with PPO No e.g.  
Umer Hayat (VSS-08/PTET-12345)

Replace the text "Note: Captured by GPS Map  
Camera" with Pensioners complete PPO  
No e.g.  
VSS-08/PTET-12345

Now press **ADD** button to save  
pensioners' information.

9:55 71%

< Classic Template

Rawalpindi, Punjab, Pakistan  
2523 Park St, Bahria Safari Valley Abu Bakar Block  
Bahria Safari Valley, Rawalpindi, Punjab, Pakistan  
Lat 33.498163° Long 73.096925°  
12/02/24 09:55 PM GMT +05:00

☒ Map Type

☒ Address Automatic

☒ Lat/Long Lat 33.498163° Long 73.096925°

☐ Plus Code 8J5MF3XW+7Q

☒ Date & Time 12/02/24 09:55 PM

☒ Time Zone GMT +05:00

☐ Numbering 1

☐ Logo

☐ Note/Hashtag Note : Captured by GPS Map Camera

☐ Weather 0.0° C

☐ Compass 20° N

|||

Note/Hashtag

Title

Note :

Notes

Captured by GPS Map Camera

Write Pensioners Name here


Add

Recent Added Note

Note : Captured by GPS Map Camera

After adding info in Note/Hashtag, on next window you will get all information on SELFIE screen.

It is required to take your selfie from this app after every three months and forward the same to PTET on following Official WhatsApp number 0334-1117838 from your registered WhatsApp number with PTET.



This will be considered as your life certificate in PTET, however you have to submit your life certificate in your bank as per their requirement.

Thanks!